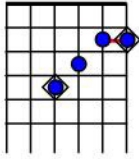
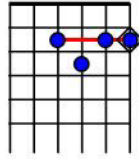


# Chord Chart

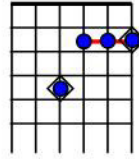
G $\flat$ /F $\sharp$



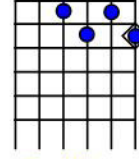
G $\flat$ /F $\sharp$ 7



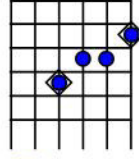
G $\flat$ /F $\sharp$ m



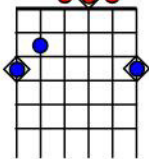
G $\flat$ /F $\sharp$ dim



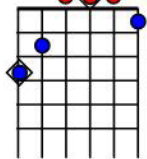
G $\flat$ /F $\sharp$ aug



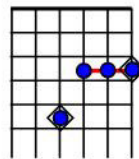
G



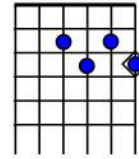
G7



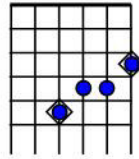
Gm



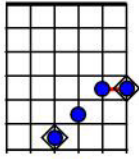
Gdim



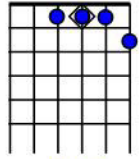
Gaug



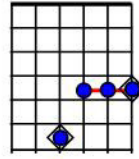
A $\flat$ /G $\sharp$



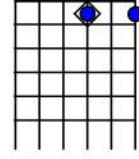
A $\flat$ /G $\sharp$ 7



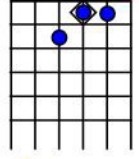
A $\flat$ /G $\sharp$ m



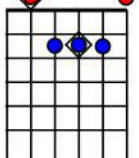
A $\flat$ /G $\sharp$ dim



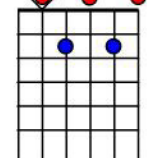
A $\flat$ /G $\sharp$ aug



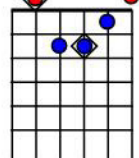
A



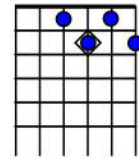
A7



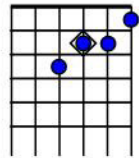
Am



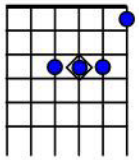
Adim



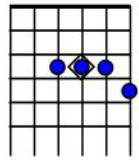
Aaug



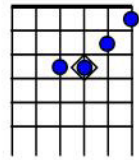
B $\flat$ /A $\sharp$



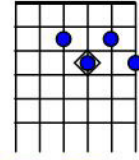
B $\flat$ /A $\sharp$ 7



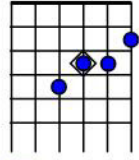
B $\flat$ /A $\sharp$ m



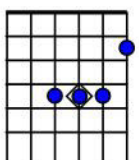
B $\flat$ /A $\sharp$ dim



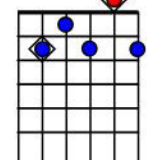
B $\flat$ /A $\sharp$ aug



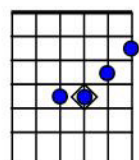
B



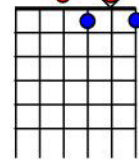
B7



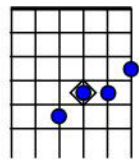
Bm



Bdim



Baug



- = your first finger used as a barre or bar (artificial nut)
- = notes created in the open position or by your barre finger
- = notes created by your other fingers (shape, spacing, and note placement is important—which finger is holding down the note is not)
- or = the root or bass note of the chord (this is the note that the chord is named after - where ever you place this note is the name of the chord)